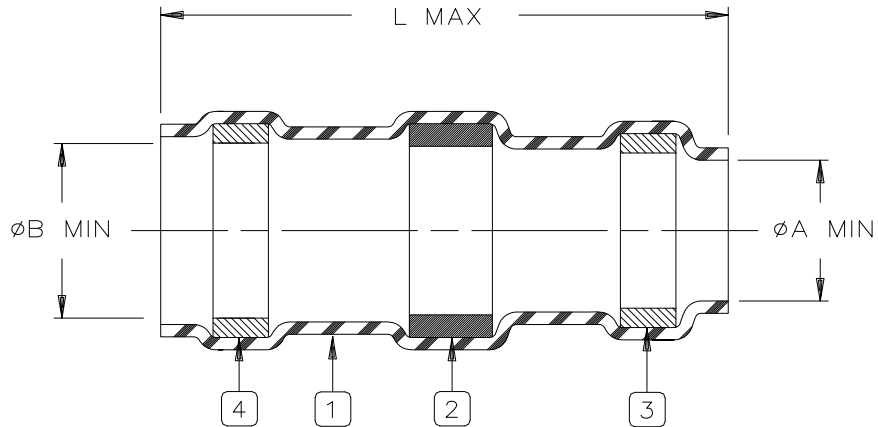


CUSTOMER DRAWING



Product Name	Product Dimensions			Cable Dimensions			
	L max	øA min	øB min	øD max	øE min	øG max	J±0.5 (J±0.02)
D-101-31	17.25 (0.680)	4.55 (0.180)	5.00 (0.200)	5.00 (0.200)	2.5 (0.100)	4.55 (0.180)	7 (0.275)

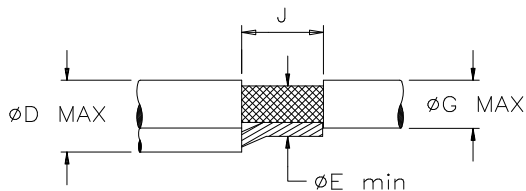
MATERIALS


1. INSULATION SLEEVE: Heat-shrinkable, transparent blue, radiation cross-linked modified polyvinylidene fluoride.
2. SOLDER PREFORM WITH FLUX:
SOLDER: TYPE Sn63 per ANSI-J-STD-006.
FLUX: TYPE ROM1 per ANSI-J-STD-004.
3. MELTABLE RING: Thermally stabilized thermoplastic. Color: gray.
4. MELTABLE RING: Thermally stabilized thermoplastic. Color: blue.

APPLICATION

1. This part is designed to provide an environment protected shield termination on cables, rated for 125°C minimum, meeting the dimensional criteria listed, having nickel plated copper shields.
2. Install using TE approved convection or infrared tools in accordance with TE assembly procedure RCPS-100-70.
3. Assemblies will meet requirements of TE specification RT-1404 and National Aerospace Standard NAS-1747.
4. Temperature range: -55°C to +150°C.

For best results, prepare the cable as shown:



 TE Connectivity			TITLE: SOLDERSLEEVE SHIELD TERMINATOR		
Unless otherwise specified dimensions are in millimeters. [Inches dimensions are shown in brackets]		Raychem Devices	DOCUMENT NO.: D-101-31		
TOLERANCES: 0.00 N/A 0.0 N/A 0 N/A	ANGLES: N/A ROUGHNESS IN MICRON	Tyco Electronics Corporation reserves the right to amend this drawing at any time. Users should evaluate the suitability of the product for their application.	REV: C	DATE: June 9, 2011	
PREPARED BY: YNGUYEN	CAGE CODE: 06090		ECO NUMBER: ECO-11-011935	SCALE: NTS	SIZE: A

© 2009-2011 Tyco Electronics Corporation. All rights reserved.

If this document is printed it becomes uncontrolled. Check for the latest revision.